





Blank writing area with a house icon and a three-line writing template at the bottom.

Blank writing area with a house icon and a three-line writing template at the bottom.



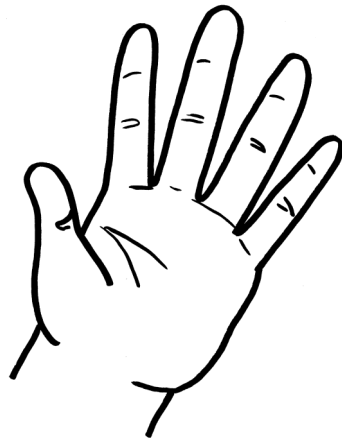


Blank writing area with a house icon and a three-line writing template at the bottom.

Blank writing area with a house icon and a three-line writing template at the bottom.









Wann?

Wer?

Wo?

Was?

mit


Wo?




Erzählen

The image shows a hand-drawn educational card for German storytelling, divided into two halves by a dashed line. The top row features four hand signs for numbers 1, 2, 3, and 4. The middle row features a red string and three small photos of a woman with labels 'mit', 'Wo?', and 'Wo?'. The bottom row shows four photos of a woman with labels 'Wann?', 'Wer?', 'Wo?', and 'Was?', each with a corresponding hand gesture and arrows indicating movement.

Hand Sign	Label	Photo Description
One finger up	mit	Woman holding a small object
Two fingers up	Wo?	Woman with hands near her face
Three fingers up	Wo?	Woman with hands near her face
Four fingers up	Was?	Woman with hands held out
One finger up, right arrow	Wann?	Woman with hand near her face, right arrow
One finger up, left arrow	Wer?	Woman with hand near her face, left arrow
Two hands, left and right arrows	Wo?	Woman with hands held out, left and right arrows
Two hands, palms up	Was?	Woman with hands held out, palms up

Zusehen






Wann?




Wer?





Wo?



Was?



10

9


8

7

Komm, komm,



wir beamen uns ins Geschichtenland...




6

5


4

... Hose an, Jacke an, Helm an, Brille auf!





... Hallo Geschichtenland!



10

9

8

7

Tschüss, tschüss...



wir beamen uns zurück in die Klasse...



6 5 4

... Hose aus, Jacke aus, Helm ab, Brille weg!







... Hallo Klasse!



Thema

Erzählen



mit Wo?

Wann? Wer? Wo? Was?

This image shows a collection of German question words and their corresponding sign language gestures. At the top, there are four hand-drawn diagrams of hands in purple ink, showing the finger configurations for 'mit', 'Wo?', 'Wo?', and 'Was?'. Below these are four photographs of a woman demonstrating the sign language for each word. The words are arranged in two rows: 'mit' and 'Wo?' in the top row, and 'Wann?', 'Wer?', 'Wo?', and 'Was?' in the bottom row. A red string is tied across the middle of the cards. A vertical dashed line separates the second and third cards in the bottom row.